



Monmouth County Board of Elections



The Poll Worker Press

Primary Election 2021 Edition

2021 Election Dates

Tuesday, June 8th Primary Election

Tuesday, September 28th Possible School Election

Tuesday, November 2nd General Election

Tuesday, December 14th Possible School Election

Primary Election 2021

This election will be conducted in a traditional manner according to NJ law. All eligible voters will be able to cast their vote on the voting machine.

VERY IMPORTANT— Mail-in Ballots can no longer be accepted at the polls.


If a voter arrives at the polling place with their mail-in ballot. You can ask them to place the ballot in the nearest mail-in ballot drop box, go to the post office to have the envelope post marked with the date of Election Day (6/8/2021) or they can hand deliver the ballot to 300 Halls Mill Road, Freehold by 8 p.m. on Election Day, June 8, 2021.

In-person early voting by voting machine will not be an option until the General Election 2021 in accordance to NJ State Law.

PPE Kits to be provided at each Voting District

PPE supplies will be provided to each voting district. Each kit will have disposable masks (for voters or poll workers), individual hand sanitizer bottles for poll workers, sanitizing wipes, hand sanitizer for voter, gloves, pens and finger cots.

We have a limited supply of face shields. Please call our office at 732-431-7802 x7150 if you would like one.



Masks should be worn in accordance to CDC guidelines

Poll Workers and Master Poll Workers Needed!

If you know someone who is interested in becoming a poll worker, please ask them to call:

732-431-7802 x7150

The candidate must be a registered voter in Monmouth County and will need to attend a training class. Current poll workers can apply and learn more about becoming a Master Poll Worker by calling the number above.

Primary Election and Party Affiliation

Primary Election

Unaffiliated voters can declare a party at the polls, write in **DEM** or **REP** in the Party Declaration Box

BIRTH DATE: 11/16/56 VOTER#111195489

SIGNATURE OR MARK OF VOTER

VOT. AUTH. NO. 4
Sig Comp By RM
Challenge

Declared Democrats can only vote for Democrat candidates

BIRTH DATE: 11/16/56 VOTER#111195489

DEM

SIGNATURE OR MARK OF VOTER

VOT. AUTH. NO. _____
Sig Comp By _____
Challenge _____

Declared Republicans can only vote for Republican candidates

BIRTH DATE: 08/16/71 VOTER#122295489

REP

SIGNATURE OR MARK OF VOTER

VOT. AUTH. NO. _____
Sig Comp By _____
Challenge _____

Crossovers are not permitted

Write in the voting authority number for each voter and your initials as you process each voter. This information is vital to updating the voter's election history following each election.

Voters must only vote their declared party as indicated in the poll book. A "crossover" to vote in the other party is not permitted.

Unaffiliated voters may declare a party when they check in at the polling location. Write-in the voter's selection by writing DEM or REP in the blank box.

Please check your enclosed Certificate of Appointment carefully. Your polling place may have changed!

Voters who would like to change their party affiliation, must request the change **55 days in advance of the election**

Preventative Actions for Poll Workers



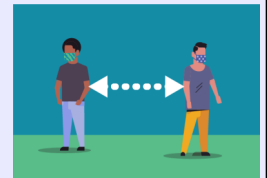
- **Stay at home if you have fever, respiratory symptoms or believe you are sick**
- **Wash hands frequently**—with soap and water for at least 20 seconds, or use an alcohol-based hand sanitizer
- **Clean frequently touched surfaces** with an antibacterial wipe or cleaning spray
- **Disinfect voting-associated equipment routinely**
- **Offer an alcohol-based hand sanitizer (with at least 60% alcohol) to voters for use before and after using the voting machine.** The hand sanitizer should be placed in a prominent place such as the registration desk or exit.
- **Incorporate social distancing strategies**, as feasible. This increases the space between individuals and decreases the frequency of contact among individuals to reduce the potential for spreading germs. Based on current information on COVID-19, 6 feet of distance is ideal. If this is not practical, efforts should be made to keep individuals as far apart as possible. The feasibility of strategies will depend upon space available at the polling place and the number of voters who arrive at one time.



Each voting district will be provided with hand sanitizers and additional supplies to ensure that each district can operate effectively with best practices for health and safety.

Election Day Strategies

- ◆ Increase distance between voting booths
- ◆ Prohibit nonessential people at the polling place
- ◆ Remind voters to leave space between themselves and others—6 feet apart
- ◆ Discourage voters and poll workers from greeting others with physical contact (for example, no handshakes)



Signage based on CDC guidelines will be provided to encourage social distancing.

How Does a Voter Cast a Write-In Vote?

Some voters may be interested in casting a vote for a write-in candidate in an election. Please review the instructions on write-in votes so that you may be of assistance to a voter if needed. The process is simple but remember that contrary to the words “write-in” the candidate must be entered with the machine keypad.

Hand each voter the **3 Simple Steps to Voting** (yellow card) so that they have the instructions to follow as they cast their vote. Detailed instructions are on the reverse side of this card.

Voter should be reminded to press **enter**, when they do a write-in vote and then the **cast vote** button.

Primary Election Reminders

- Reserve ADA parking spots for voters
- Party Affiliation cannot be changed at the polls, it must be done 55 days in advance of the election
- Voters must vote their declared party
- Unaffiliated voters must declare as a **Democrat** or **Republican** to vote in the Primary Election

Write-in Vote Instructions


You have the option of selecting a write-in candidate for office. Please read the ballot carefully to make your selection. If you have any questions regarding the write-in process, please ask a Poll Worker before entering the voting booth.

Following are steps for casting a write-in vote:

- Locate the office you wish to vote for (offices will be listed to the left on the ballot) and follow this row across to the write-in column and press the button.
- A green “X” will begin to flash (note: the “X” will continue to flash until the write-in is complete).
- At the bottom of the ballot is the **maroon** write-in keyboard. Type in the name of the candidate for whom you wish to vote. Type in the first name. Use the arrow key pointing to the right for the space and then type in the last name. Verify your choice in the display window and **press “ENTER”**.

*If an error is made: **before you press “ENTER”** on the write-in keyboard, press the arrow key pointing to the left until the error is cleared and then re-type the name. To enter a space, press the arrow key pointing to the right. Verify your choice and **press “ENTER”**.*

Write-in Keyboard



After all choices have been made, press the red “Cast Vote” button to Cast Your Vote

