



Quick Tips for Voting by Mail

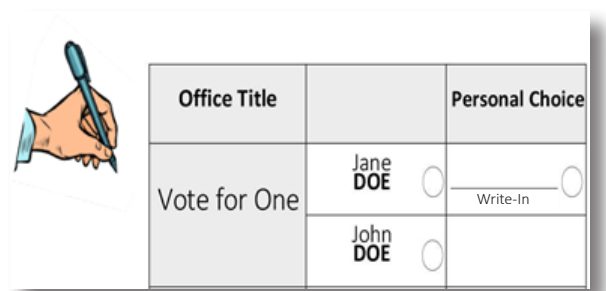
Instructions for Voting Your Monmouth County, New Jersey Mail-In Ballot

On this page is everything you need to know in order to successfully vote and return your ballot. If you have any questions, please call our office at 732-431-7790, email us at clerkofelections@co.monmouth.nj.us, or visit our website, monmouthcountyvotes.com.

AT NO TIME MAY ANYONE CAMPAIGN OR ELECTIONEER WHILE PROVIDING ASSISTANCE TO COMPLETE YOUR MAIL-IN BALLOT.

✓ Vote Your Ballot

1. To vote for any candidate whose name is printed on this ballot, fill in the oval to the right of the candidate's name (from this ○, to this ●). Do not vote for more than the number of candidates to be elected to each office.
2. Use **ONLY a black or blue pen** to mark your ballot. **DO NOT USE RED INK OR A MARKER.**
3. To vote for a person whose name is not printed on this ballot, write the person's name on the blank line(s) (marked "Write-In") beside the proper title of office and fill in the oval to the right of the name (from this ○, to this ●).
4. To vote on a Question, first read the question on the other side of this sheet, then vote on the enclosed ballot. To vote in favor of the Question, fill in the oval to the right of the word "YES." To vote against it, fill in oval to the right of the word "NO."
5. Do not mark this ballot in any manner other than provided for and do not erase. If you spoil your ballot, request a new one from the County Clerk by calling 732-431-7790. If you mark your ballot in such a way that your intent is unclear, or if you vote for more than the number to be elected to an office, your vote for that office will not be counted.

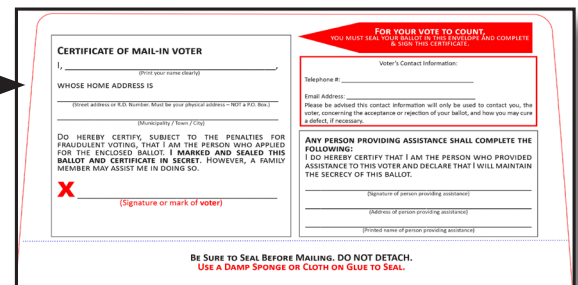


TO PROTECT YOUR VOTE: It is against the law for anyone except you, the voter, to mark or inspect this ballot. However, a family member may assist you in doing so. If you are an incapacitated voter, a person other than a family member may also assist you in doing so.

✓ Insert Your Ballot into the Certification Envelope and Complete the Certificate


Place the ballot into this envelope and seal it.

- **Complete** and **Sign** the **Certificate of Mail-in Voter**. **DO NOT DETACH THE CERTIFICATE** from the envelope.
- If someone assists you in completing your ballot, they must complete the assistor portion. *Candidates, union representatives and employers cannot be assistors.*
- Include your contact information in case you need to be contacted concerning your ballot.



✓ Insert the Certification Envelope into the Return Envelope

- Place the certification envelope in the pre-addressed return envelope. **Make sure the TOP BARCODE on the certification envelope appears in the window.**
- If someone mails or delivers your ballot for you, they must complete the **Bearer Portion** in front of you before the ballot leaves your possession.



✓ Return Your Ballot to the Board of Elections

There are three different ways you can return your ballot:



BY MAIL: Our office has provided you with a postage paid return envelope. It is recommended that you mail it at least a week before the deadline. Ballots returned by mail must be postmarked by Election Day, November 2.



BY BALLOT DROP BOX: Ballot drop boxes are available 24/7 and are located throughout the County. A full list is on the other side of this page. Visit MonmouthCountyVotes.com or call 732-431-7802, ext. 7150 for more information. Ballots can be placed in any drop box in the County up until 8:00 p.m. on Election Day.



IN PERSON TO COUNTY BOARD OF ELECTIONS: Ballots can be hand delivered to the County Board of Elections at 300 Halls Mill Road, Freehold, Monday through Friday 8:30 a.m. to 4:30 p.m., and up until 8:00 p.m. on Election Day. Identification is required (any form of identification with name, address and signature).